


"COME ALIVE"

A SCENE FROM
THE GREATEST SHOWMAN




Arts Management &
Production III
Susan Cosby
Fall 2021

TABLE OF CONTENTS

Architectural Image	03
Composition/Color Image	05
Scenic Sketch	07
One-Point Perspective	09
Ground Plan	11
Model	13
Flats	15
Lighting Packet	17
Sound Mic Plot	22
Staffing the Production	24

ASSIGNMENT 2: ARCHITECTURAL IMAGE

**The Greatest Showman
Due September 1st**



**Arts Management &
Production III
Susan Cosby
Fall 2021**


My production is set in New York City during the 1850s. As a country, America was in a Late Victorian Period of architecture during this time. More specifically, New York City was in an Italianate, or a renaissance revival, period. Because of this, buildings had a lot of detail and embellishments.

Just like the movie, I plan on making accurate replicas of the actual buildings in the area the production is set. I feel that it will add to the accuracy of the show and make it more immersive to the time period.



ASSIGNMENT 3: COMPOSITION OR COLOR IMAGE

**The Greatest Showman
Due September 8th**



**Arts Management &
Production III
Susan Cosby
Fall 2021**


This image of color theory spoke to me in two different ways. First off, the colors at the bottom are what I imagined my sets and lights being based off of. I think that the deep reds with an accent of blues or maybe greens would work really well and give off a circus vibe.

The second reason why I really enjoyed this image is because it was cool for me to see the colors together in a different scene. Also, my scene is going to be similar to this one, with a majority of reds and darker colors, with the standout accent of blue (or maybe green).

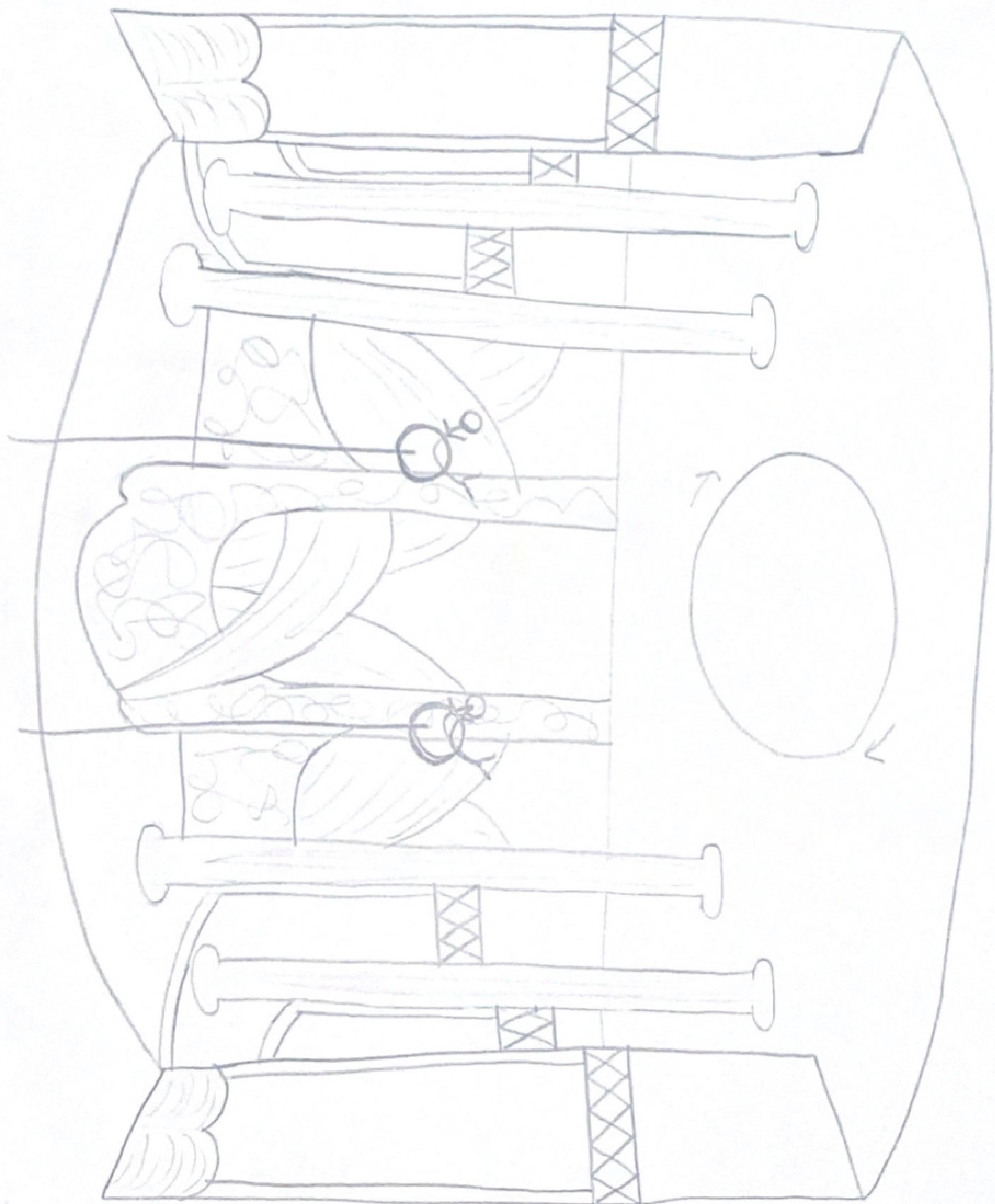


ASSIGNMENT 4: SCENIC SKETCH

The Greatest Showman
Due September 13th




**Arts Management &
Production III**
Susan Cosby
Fall 2021

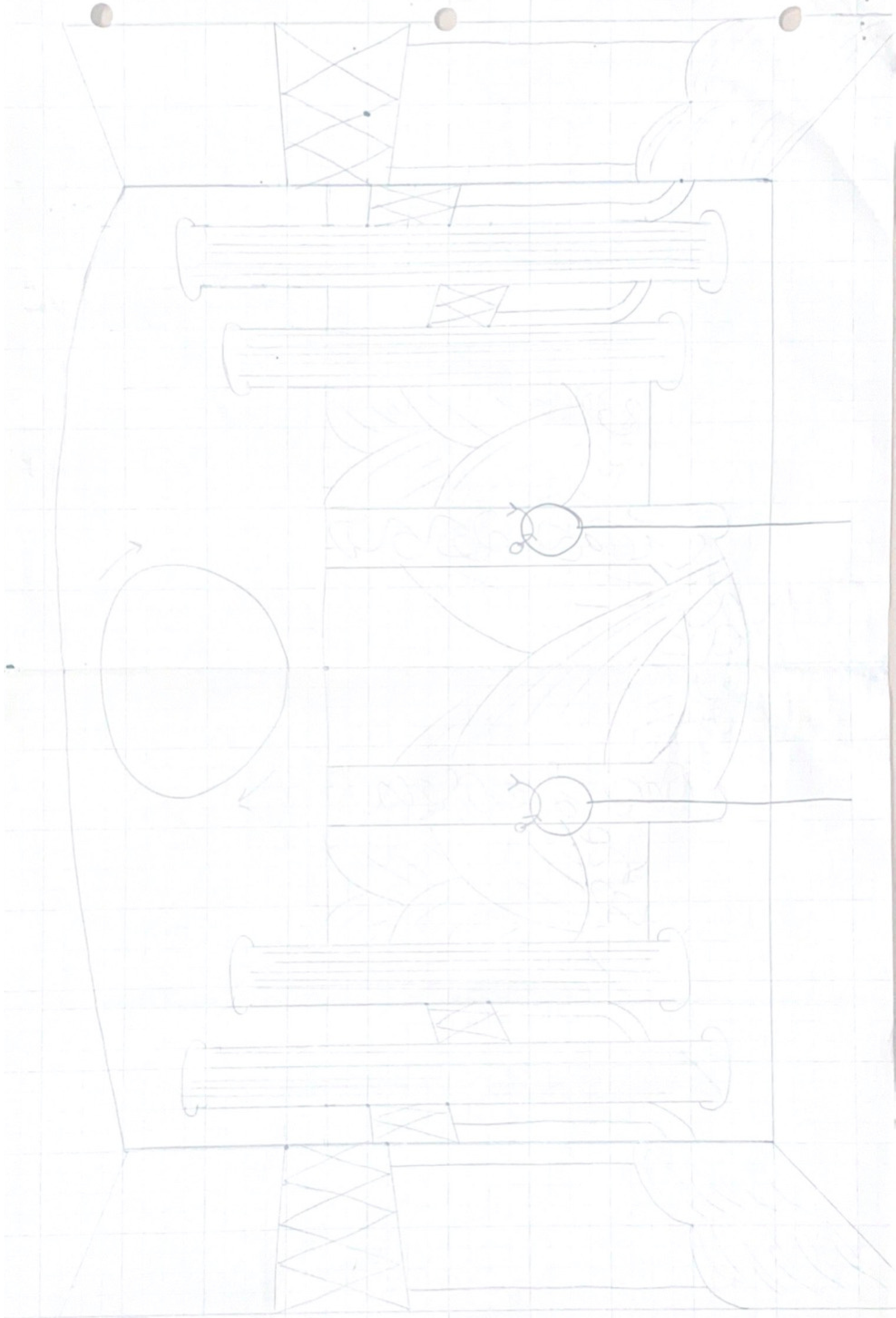


ASSIGNMENT 5: ONE-POINT PERSPECTIVE

The Greatest Showman
Due September 20th




**Arts Management &
Production III**
Susan Cosby
Fall 2021



ASSIGNMENT 6: GROUND PLAN

The Greatest Showman
Due September 24th




**Arts Management &
Production III**
Susan Cosby
Fall 2021

THE GREATEST SHOWMAN		
MUSIC BY PRODUCER COMPANY		
CONC	ANAL	#3
ANALYSIS	UNUSUAL	1/8"
TITLE	CRASHLAND	THE GREAT
ARTS MGMT AND PROD III		

ASSIGNMENT 7: MODEL

The Greatest Showman
Due October 11th




**Arts Management &
Production III**
Susan Cosby
Fall 2021



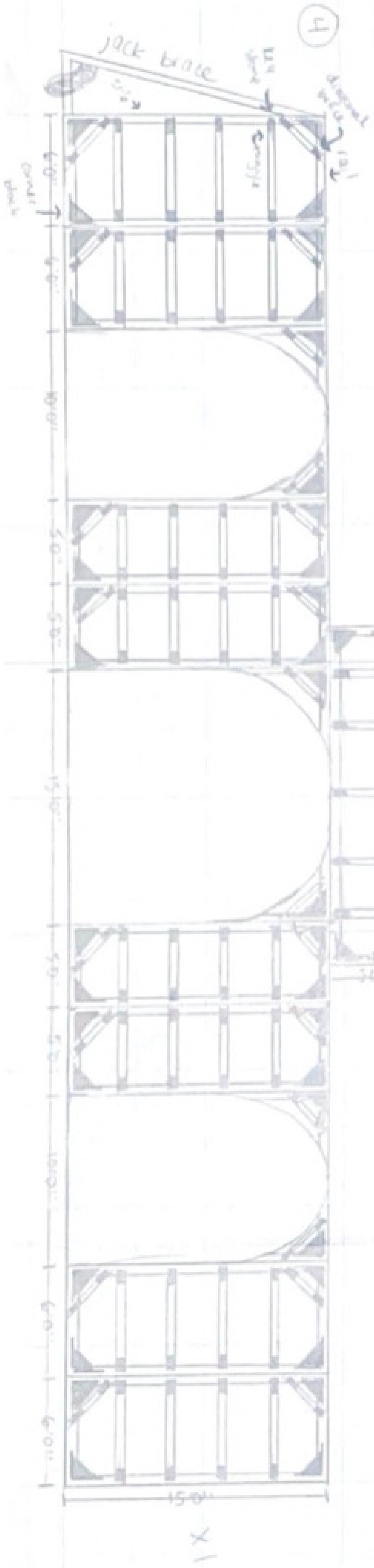
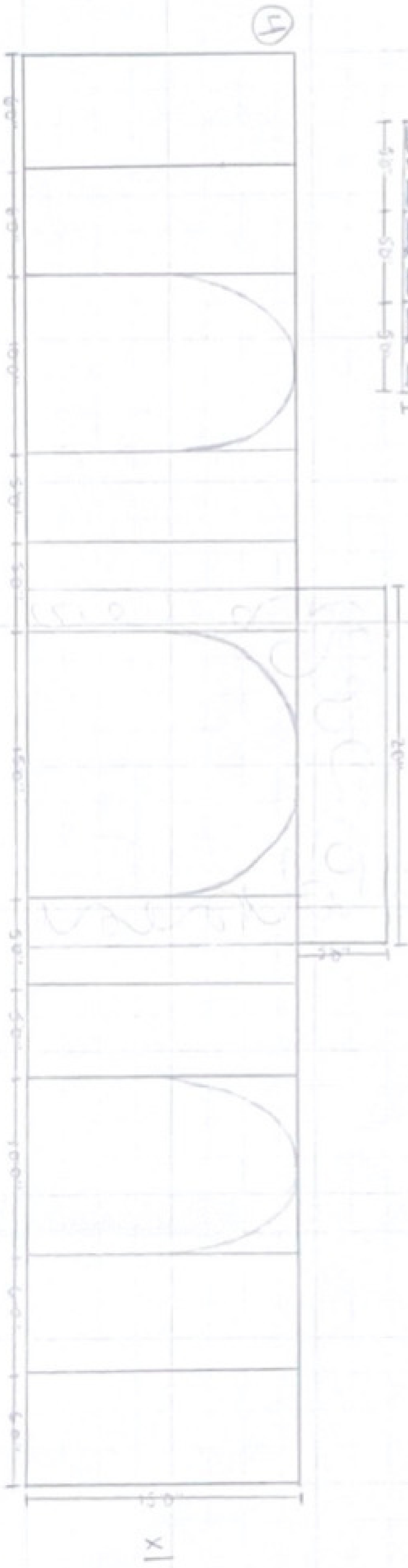
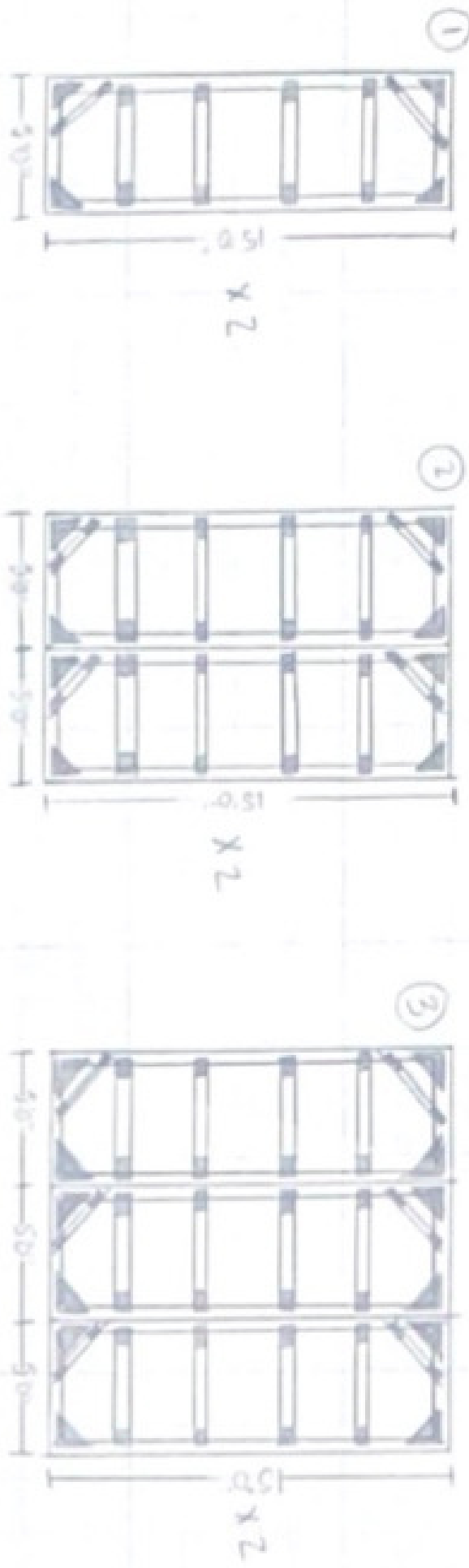
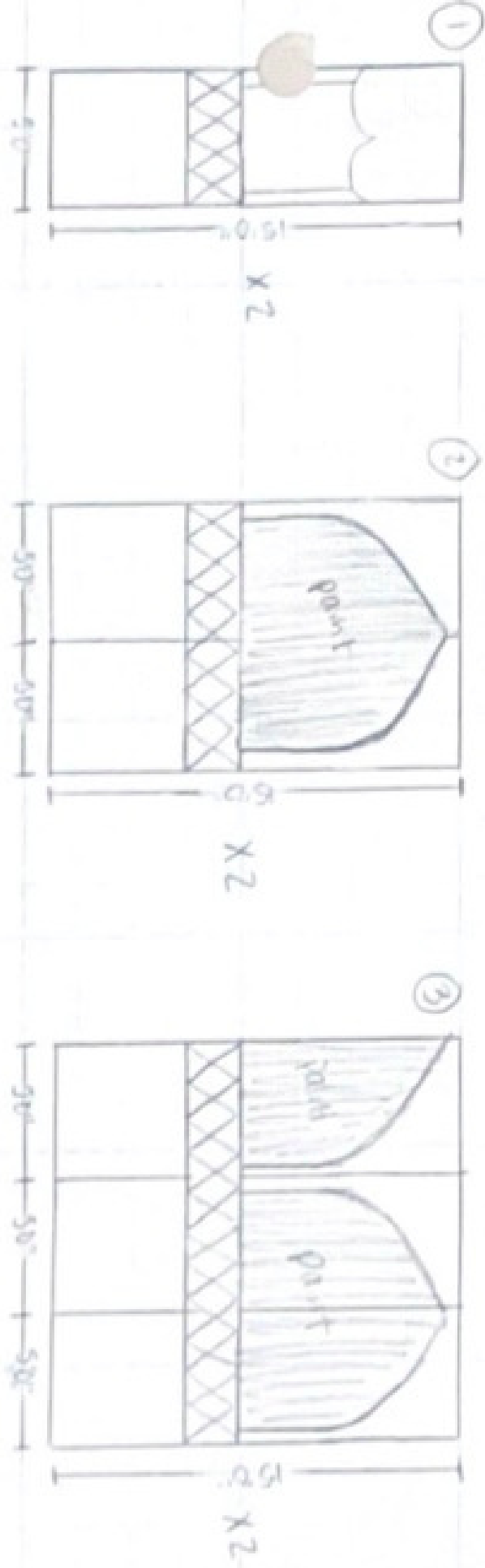
ASSIGNMENT 8: FLATS

The Greatest Showman
Due October 22nd




**Arts Management &
Production III**
Susan Cosby
Fall 2021

THE GREATEST SHOWMAN		
ART & ARCHITECTURE	CONCEPT	
CONCEPT	SCENE	#4
PRODUCTION	ARTIST	1/8"
THE GREATEST SHOWMAN		
PLOT, STORY AND PRODUCTION		




ASSIGNMENT 9: LIGHTING PACKET

The Greatest Showman
Due November 15th



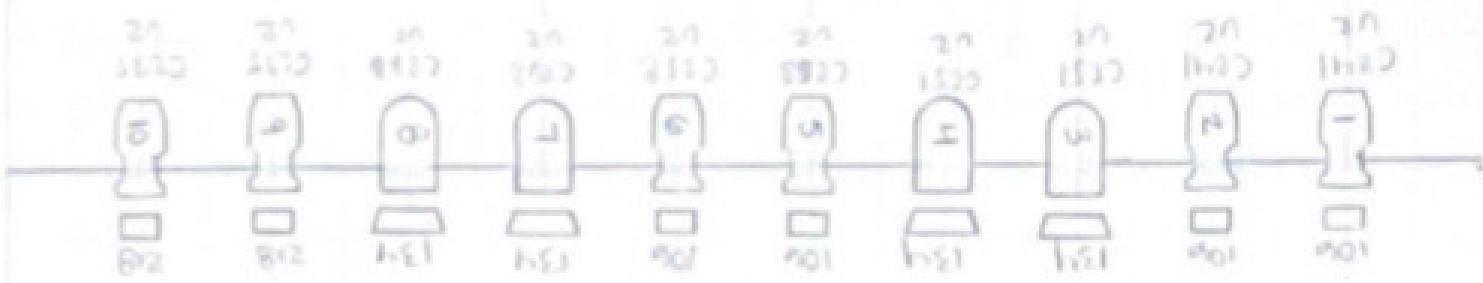
**Arts Management &
Production III**
Susan Cosby
Fall 2021

THE GREATEST SHOWMAN		
ANITA D. DEVLIN COMPANY		
DOME ALIVE SCALE		#5
ANIMATION DEPARTMENT		11/11/11
THE GREATEST SHOWMAN		
ARTS DEPARTMENT		

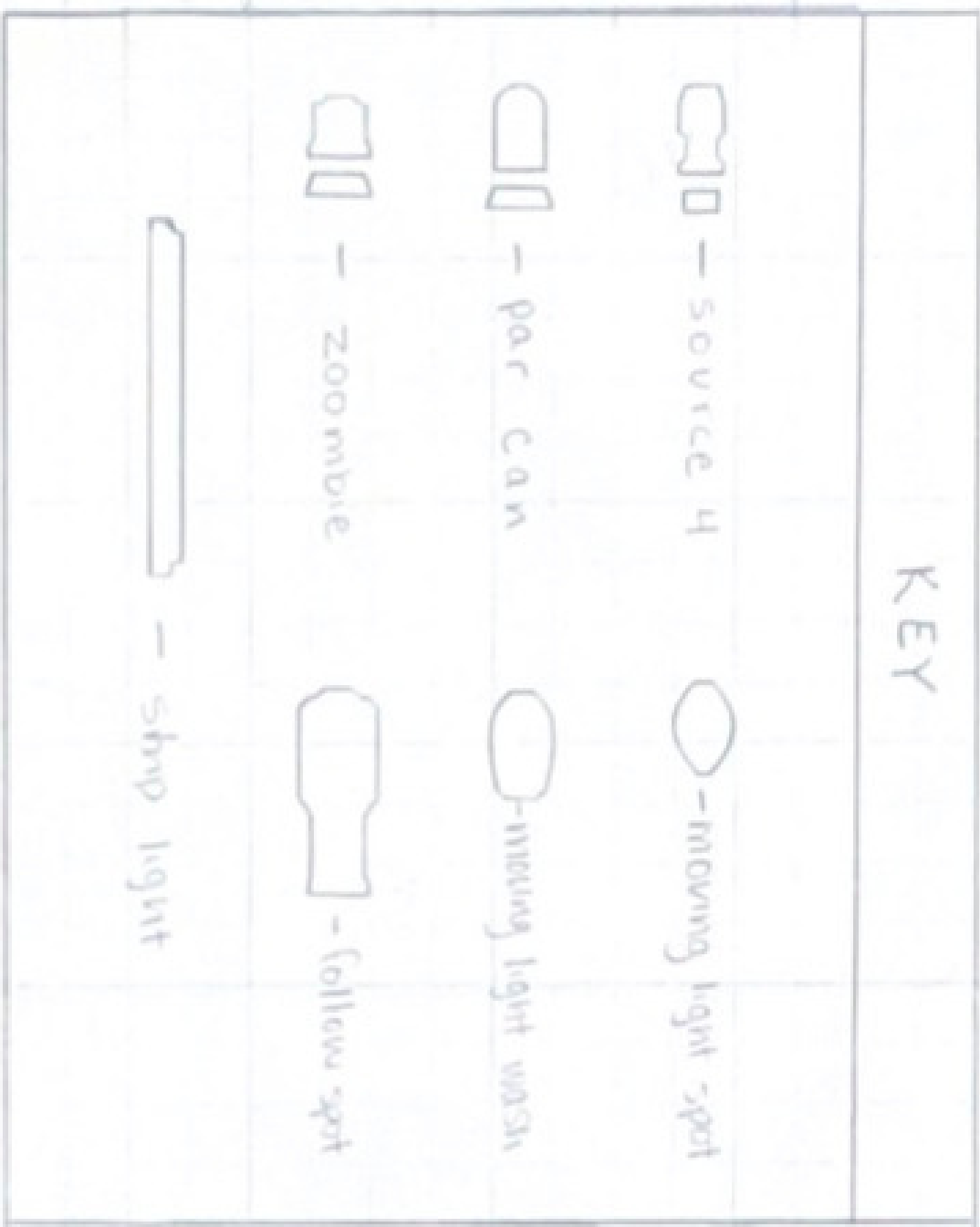


BOX BOOMS

STAGE LEFT



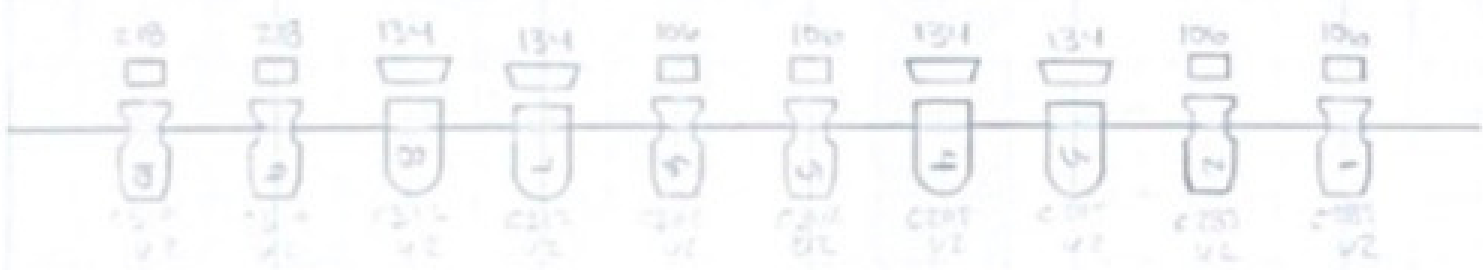
KEY



FALCONRY RAIL

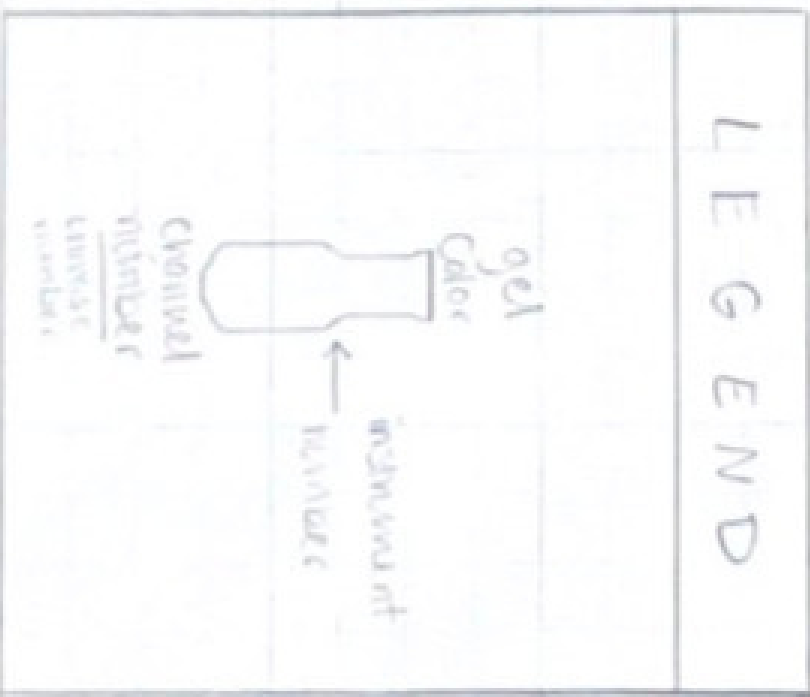


STAGE RIGHT



THE GREATEST SHOWMAN		
ANNA J PRODUCTION COMPANY		
COME ALIVE SCENE	#10	
ADDRESS JOURNAL	11/11/21	1/4"
THE GERMAN THEATRE		
ARTS MGMT AND PROD III		

LEGEND



INSTRUMENT SCHEDULE

The Greatest Showman							
Instrument Schedule							
Instrument #	Channel #	Dim/Assign #	Instrument Type	Color	Focus Location	Purpose	Accessories
Electric #1							
1	U1 - 1		Par 64	L134	B	Amber wash	
2	U1 - 1		Par 64	L134	B	Amber wash	
3	U1 - 7		Par 64	L134	B	Amber wash	
4	U1 - 13		Moving Light Wash			Wash	Gobo
5	U1 - 41		Moving Light Wash			Wash	Gobo
6	U1 - 69		Moving Light Wash			Wash	Gobo
7	U1 - 7		Par 64	L134	B	Amber wash	
8	U1 - 97		Par 64	L134	B	Amber wash	
9	U1 - 97		Par 64	L134	B	Amber wash	
Electric #2							
1	U1 - 104		Source 4	L327	A	Green wash	
2	U1 - 104		Source 4	L327	A	Green wash	
3	U1 - 114		Source 4	L106	A	Red wash	
4	U1 - 114		Source 4	L106	A	Red wash	
5	U1 - 124		Source 4	L106	A	Red wash	
6	U1 - 124		Source 4	L106	A	Red wash	
7	U1 - 134		Source 4	L218	B	Light blue wash	
8	U1 - 134		Source 4	L218	B	Light blue wash	
9	U1 - 144		Source 4	L106	C	Red wash	
10	U1 - 144		Source 4	L106	C	Red wash	
11	U1 - 154		Source 4	L106	C	Red wash	
12	U1 - 154		Source 4	L106	C	Red wash	
13	U1 - 164		Source 4	L327	C	Green wash	
14	U1 - 164		Source 4	L327	C	Green wash	
Electric #3							
1	U1 - 174		Source 4	L327	D	Green wash	
2	U1 - 174		Source 4	L327	D	Green wash	
3	U1 - 184		Par 64	L218	A	Light blue wash	
4	U1 - 184		Par 64	L218	A	Light blue wash	
5	U1 - 191		Par 64	L218	B	Light blue wash	
6	U1 - 198		Moving Light Spot		B	Special	gobo
7	U1 - 226		Moving Light Spot		B	Special	gobo
8	U1 - 254		Moving Light Spot		B	Special	gobo
9	U1 - 191		Par 64	L218	B	Light blue wash	
10	U1 - 282		Par 64	L218	C	Light blue wash	
11	U1 - 282		Par 64	L218	C	Light blue wash	
12	U1 - 291		Source 4	L327	E	Green wash	
13	U1 - 291		Source 4	L327	E	Green wash	
Electric #4							
1	U1 - 301		Par 64	L106	D	Red wash	
2	U1 - 301		Par 64	L106	D	Red wash	
3	U1 - 308		Source 4	L106	D	Red wash	
4	U1 - 308		Source 4	L106	D	Red wash	
5	U1 - 318		Source 4	L218	D	Light blue wash	
6	U1 - 318		Source 4	L218	D	Light blue wash	
7	U1 - 328		Source 4	L218	E	Light blue wash	
8	U1 - 328		Source 4	L218	E	Light blue wash	
9	U1 - 338		Source 4	L106	E	Red wash	
10	U1 - 338		Source 4	L106	E	Red wash	
11	U1 - 348		Par 64	L106	E	Red wash	
12	U1 - 348		Par 64	L106	E	Red wash	
Electric #5							
1	U1 - 355		Par 64	L106	D	Red wash	
2	U1 - 355		Par 64	L106	D	Red wash	
3	U1 - 362		Par 64	L106	D	Red wash	
4	U1 - 369		Moving light wash			Wash	

	5	U1 - 397		Moving light wash			Wash	
	6	U1 - 425		Moving light wash			Wash	
	7	U1 - 362		Par 64	L106	E	Red wash	
	8	U1 - 453		Par 64	L106	E	Red wash	
	9	U1 - 453		Par 64	L106	E	Red wash	
Cyc Light								
	1	U1 - 460		Strip light		Cyc	Red wash	
	2	U1 - 466		Strip light		Cyc	Red wash	
	3	U1 - 471		Strip light		Cyc	Red wash	
	4	U1 - 476		Strip light		Cyc	Red wash	
	5	U1 - 481		Strip light		Cyc	Red wash	
	6	U1 - 486		Strip light		Cyc	Red wash	
	7	U1 - 491		Strip light		Cyc	Red wash	
	8	U1 - 496		Strip light		Cyc	Red wash	
Stage Left Wing								
	1	U2 - 1		Zoombie	L503	D	White wash	
	2	U2 - 16		Zoombie	L503	D	White wash	
	3	U2 - 31		Zoombie	L503	D	White wash	
	4	U2 - 46		Zoombie	L503	D	White wash	
	5	U2 - 61		Zoombie	L503	A	White wash	
	6	U2 - 76		Zoombie	L503	A	White wash	
	7	U2 - 91		Zoombie	L503	A	White wash	
	8	U2 - 106		Zoombie	L503	A	White wash	
Stage Right Wing								
	1	U2 - 121		Zoombie	L503	E	White wash	
	2	U2 - 136		Zoombie	L503	E	White wash	
	3	U2 - 151		Zoombie	L503	E	White wash	
	4	U2 - 166		Zoombie	L503	E	White wash	
	5	U2 - 181		Zoombie	L503	C	White wash	
	6	U2 - 196		Zoombie	L503	C	White wash	
	7	U2 - 211		Zoombie	L503	C	White wash	
	8	U2 - 226		Zoombie	L503	C	White wash	
Stage Left Box Boom								
	1	U2 - 241		Source 4	L106	A	Red wash	
	2	U2 - 241		Source 4	L106	A	Red wash	
	3	U2 - 251		Par 64	L134	A	Amber wash	
	4	U2 - 251		Par 64	L134	A	Amber wash	
	5	U2 - 258		Source 4	L106	A	Red wash	
	6	U2 - 258		Source 4	L106	A	Red wash	
	7	U2 - 268		Par 64	L134	A	Amber wash	
	8	U2 - 268		Par 64	L134	A	Amber wash	
	9	U2 - 275		Source 4	L218	A	Light blue wash	
	10	U2 - 275		Source 4	L218	A	Light blue wash	
Stage Right Box Boom								
	1	U2 - 285		Source 4	L106	C	Red wash	
	2	U2 - 285		Source 4	L106	C	Red wash	
	3	U2 - 295		Par 64	L134	C	Amber wash	
	4	U2 - 295		Par 64	L134	C	Amber wash	
	5	U2 - 302		Source 4	L106	C	Red wash	
	6	U2 - 302		Source 4	L106	C	Red wash	
	7	U2 - 312		Par 64	L134	C	Amber wash	
	8	U2 - 312		Par 64	L134	C	Amber wash	
	9	U2 - 319		Source 4	L218	C	Light blue wash	
	10	U2 - 319		Source 4	L218	C	Light blue wash	
Balcony Rail								
	1	U2 - 329		Source 4	L106	A	Red wash	
	2	U2 - 329		Source 4	L106	A	Red wash	
	3	U2 - 339		Moving Light Spot				gobo
	4	U2 - 367		Moving Light Spot				gobo
	5	U2 - 395		Moving Light Wash				gobo
	6	U2 - 423		Moving Light Wash				gobo
	7			Follow Spot				
	8	U2 - 451		Moving Light Wash				gobo
	9	U2 - 479		Moving Light Wash				gobo
	10	U3 - 1		Moving Light Spot				gobo
	11	U3 - 28		Moving Light Spot				gobo
	12	U3 - 36		Source 4	L106	C	Red wash	
	13	U3 - 36		Source 4	L106	C	Red wash	

MAGIC SHEET


The Greatest Showman

Magic Sheet

Channel Numbers	Instrument Type	Color	Location Area(s)
U1 - 1, 7, 97 U2 - 251, 268, 295, 312	Par 64	L134	A, B, C
U1 - 104, 164, 174, 291	Source 4	L327	A, C, D, E
U1 - 114, 124, 144, 154, 208, 338 U2 - 241, 258, 285, 302, 329 U3 - 36	Source 4	L106	A, C, D, E
U1 - 460, 466, 471, 476, 481, 491, 496	Strip Lights		Cyc
U1 - 134, 318, 328 U2 - 275, 319	Source 4	L218	A, B, C, D, E
U1 - 184, 191, 282	Par 64	L218	A, B, C
U2 - 1, 16, 31, 46, 61, 76, 91, 106, 121, 136, 151, 166, 181, 196, 211, 226	Zoomies	L503	A, C, D, E

ASSIGNMENT 10: SOUND MIC PLOT

The Greatest Showman
Due December 1st



**Arts Management &
Production III**
Susan Cosby
Fall 2021


The Greatest Showman

Mic Plot

Act	Scene	Mic #	Character	Mic Type	Notes
1	12	1	P.T. Barnum	Body Mic	Soloist
1	12	2	Charity Barnum	Body Mic	Offstage singing
1	12	3	Phillip Carlyle	Body Mic	Offstage singing
1	12	4	Anne Wheeler	Body Mic	Soloist
1	12	5	Jenny Lind	Body Mic	Offstage singing
1	12	6	Lettie Lutz	Body Mic	Soloist
1	12	7	Tom Thumb	Body Mic	
1	12	8	W.D. Wheeler	Body Mic	
1	12	9	Mr. O'Malley	Body Mic	Offstage singing
1	12	10	Lord of Leeds	Body Mic	
1	12	11	Chang	Body Mic	
1	12	12	Eng	Body Mic	
1	12	13	Strong Man	Body Mic	
1	12	14	Dog Boy	Body Mic	Soloist
1	12	15	Human Cannonball	Body Mic	
1	12	16	Woman in Gold	Body Mic	
1	12	17	Ensemble #1	Body Mic	
1	12	18	Ensemble #2	Body Mic	
1	12	19	Ensemble #3	Body Mic	
1	12	20	Ensemble #4	Body Mic	
1	12	21	Ensemble #5	Body Mic	
1	12	22	Ensemble #6	Body Mic	
1	12	23	Ensemble #7	Body Mic	
1	12	24	Ensemble #8	Body Mic	
1	12	25	Ensemble #9	Body Mic	
1	12	26	Ensemble #10	Body Mic	Offstage singing
1	12	27	Ensemble #11	Body Mic	Offstage singing

ASSIGNMENT 11: STAFFING THE PRODUCTION

**The Greatest Showman
Due December 8th**



**Arts Management &
Production III
Susan Cosby
Fall 2021**

LIGHTING DEPARTMENT

Lighting Designer

Creates the lighting visuals for the show, the light plot, and the instrument scheudle.

Light Board Operators

Responsible for setting up and running the light control system.

Light Board Operators Assistant

Assists the Light Board Operator with setting up and running the light control system.

Master Electrician

In charge of installing, running, and maintaining the theater's electrical systems.

SOUND DEPARTMENT

Sound Designer

Creates the plan for the sounds in the show, including mics, cued sounds, and balance.

Sound Board Operators

Responsible for setting up and running the sound control system.

Sound Board Operators Assistants

Assists the Sound Board Operator with setting up and running the sound control system.

Music Director

In charge of all music for the show.

Musician

Plays an instrument in the pit.

Conductor

Set the tempo and keep all the musicians in the same time.

WARDROBE DEPARTMENT

Costume Designer

Designs costumes and "the look" for each performer.

Wardrobe Supervisor

Responsible for the costumes once the show begins.

Stitchers/Builders

Build the costumes and perform maintenance on them.

Hair/Makeup Artists

Applies makeup to performers with detailed looks and puts on wigs.

CUSTOMER SERVICE DEPARTMENT

House Manger

Responsible for the house. They make sure it looks nice and members of the team are fully equipped.

Ushers

Guide patrons to their seats, hand out Playbills, and answer patrons' questions.

Ticket Taker

Sells and takes tickets from patrons at the ticket booth.

PRODUCTION DEPARTMENT

Artistic Director

Responsible for conceiving and implementing the artistic vision into the show.

Technical Director

In charge of all technical departments, including the use and maintenance of equipment.

Producer

Oversees all aspects of the production.

Company Manager

Responsible for the logistical portion of the production.

Stage Manager

Oversees the production of the show once it starts, is the main source of information, and calls cues during the show.

Fly Director/Crew

In charge of the fly system and the crew/Flies sets, scrims, sign, etc.

Deck Crew

Perform all the backstage tasks to make the show happen.